




**Features**

- ✓ CCT Adjustable
- ✓ CRI>83
- ✓ IP44
- ✓ No Flicker UGR<19
- ✓ Regular and rotating styles

**benefits**

- ✓ High Energy Saving
- ✓ High Efficiency
- ✓ Eye Protection
- ✓ Long Life Time
- ✓ Private Mold

**Application**





**Certificate**



26869


Liper Elektro GmbH

 Diese Leuchte enthält eingebaute LED-lampen




LED


Die Lampen Können in der leuchte nicht ausgetauscht werden

874/2012 

26869


Liper Elektro GmbH

 This light contains built-in LED lamps




LED

The lamps cannot be replaced inside the light

874/2012 

**Two Colors**



**specifications**

Item Number	Power (W)	Power Factor	Lumen (lm)	Efficiency (lm/W)	Input Current	CRI	Color Temperature	Life Time (hrs)
LPCL-10A01-Y	10W	>0.5	850-935	85 ± 10	90mA	>83	CW/NW/WW/CCT	50000
LPCL-15A01-Y	15W	>0.5	1275-1360	85 ± 10	140mA	>83	CW/NW/WW/CCT	50000
LPCL-20A01-Y	20W	>0.5	1700-1785	85 ± 10	180mA	>83	CW/NW/WW/CCT	50000
LPCL-30A01-Y	30W	>0.5	2550-2635	85 ± 10	270mA	>83	CW/NW/WW/CCT	50000



## Technical specifications

On/Off Cycles	>100,000
Color Tolerance Adjustment (SDCM)	<6
IP	44
Class	II
LED Driver	DOB
LED Beads	S13-11.2 30V/300MA
Housing Color	White/Black
Pressure Resistant	3000V
Wire Diameter and Material	0.75 m <sup>2</sup> Copper Wire

## Electrical Supply

Power Range	9-11W	13.5-16.5W	18-22W	27-33W
Frequency (Hz)	50/60	50/60	50/60	50/60
Voltage (V)	100-240	100-240	100-240	100-240
AC/DC	AC	AC	AC	AC
Input Current	90mA	140mA	180mA	270mA
Output Voltage	DC30V	DC45V	DC120V	DC90V
Output Current	290mA	290mA	150mA	290mA

## Lights Material

Housing Material	Die-casting Aluminum
Optical Material	Plastic

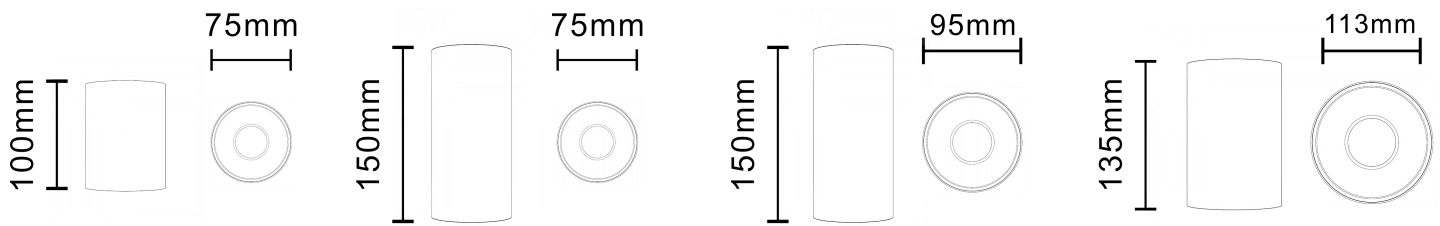
## Temperature

Operating Temperature	-15 °C ~ 50 °C
Testing Temperature	-20 °C ~ 95 °C

### Packing Data

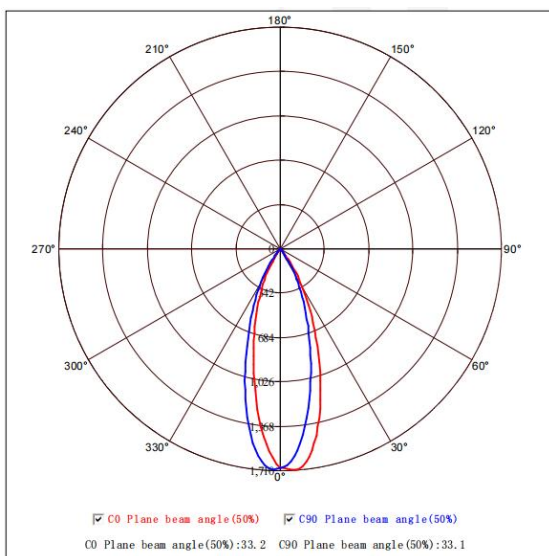
Item No	PCS/CTN	Gross Weight KG	Net Weight KG	Length CM	Width CM	Height CM
LPCL-10A01-Y	50	11.9	9.9	40.5	40.5	22.5
LPCL-15A01-Y	25	7	5.8	40.5	40.5	17
LPCL-20A01-Y	20	7.8	6.6	50.5	20.5	32.5
LPCL-30A01-Y	20	10.5	9	60.5	24.5	29.5

### Dimensional Drawing



Item No	Power	Diameter (mm)	Height (mm)
LPCL-10A01-Y	10W	75	100
LPCL-15A01-Y	15W	75	150
LPCL-20A01-Y	20W	95	150
LPCL-30A01-Y	30W	113	135

### Planar Intensity Distribution Curve



### Average Illumination

