

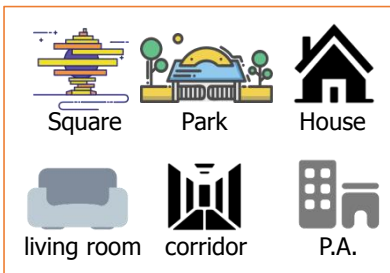
### Features

- ✓ IP20
- ✓ CRI>83
- ✓ Durable
- ✓ High Safety
- ✓ Wide Range of Use

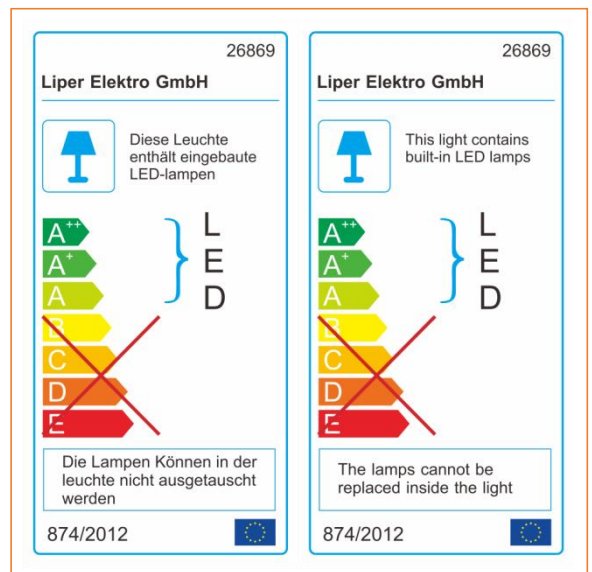
### Benefits

- ✓ High Energy Saving
- ✓ High Efficiency
- ✓ Eye Protection
- ✓ Long Life Time
- ✓ Private Mold

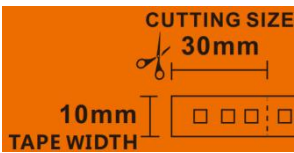
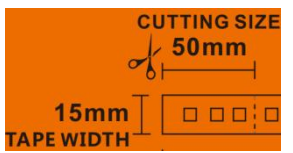
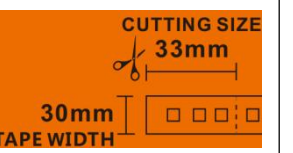

### Application



### Certificate



### Cutting Size

LPSTL-20A01	LPSTL-25A01	LPSTL-30A01	LPSTL-40A01
			

### Specifications

Item Number	Power (W/M)	Power Factor	Lumen (lm)	LED Line	LEDs pcs	CRI	Color Temperature	Life Time (hrs)
LPSTL-20A01	20W/M	>0.9	2400LM/M	1 line	240	>83	CW/NW/WW	30000
LPSTL-25A01	25W/M	>0.9	3000LM/M	2 lines	240	>83	CW/NW/WW	30000
LPSTL-30A01	30W/M	>0.9	3600LM/M	3 lines	360	>83	CW/NW/WW	30000
LPSTL-40A01	40W/M	>0.9	4800LM/M	4 lines	480	>83	CW/NW/WW	30000



Technical Specifications

On/Off Cycles	100,000
Color Tolerance Adjustment (SDCM)	<6
IP	20
Class	III
LED Driver	Non
Output Voltage	24V

Temperature

Operating Temperature	-15°C ~ 50 °C
Testing Temperature	-20°C ~ 95 °C

Packing Data

Item No	PCS/CTN	Gross Weight KG	Net Weight KG	Length CM	Width CM	Height CM
LPSTL-20A01	100	2.7	2.5	22.5	19.5	20
LPSTL-25A01	100	2.7	2.5	22.5	19.5	20
LPSTL-30A01	100	3.2	2.8	22.5	22	20
LPSTL-40A01	100	4.2	3.7	22.5	22	20

10METER/ROLL  
10ROLL/CARTON

Dimensional Drawing

Item No	Power	Width (mm)	Cutting Size (mm)
LPSTL-20A01	20W/M	10	30
LPSTL-25A01	25W/M	15	50
LPSTL-30A01	30W/M	28	33
LPSTL-40A01	40W/M	40	50



### Power Supply

100W	200W	200W	400W
24V/4A	24V/8A	24V/12.5A	24V/16.7A

### Packing Data

Item No	PCS/CTN	Gross Weight KG	Net Weight KG	Length CM	Width CM	Height CM
100W	50	7.74	6.85	65	15.8	12.2
200W	50	10	9	65	20	12
300W	50	12.1	10.75	65	20	12
400W	50	13.67	12.5	65	26	12

