


Features

- ✓ IP66
- ✓ IK10
- ✓ CRI>83
- ✓ >100lm/W

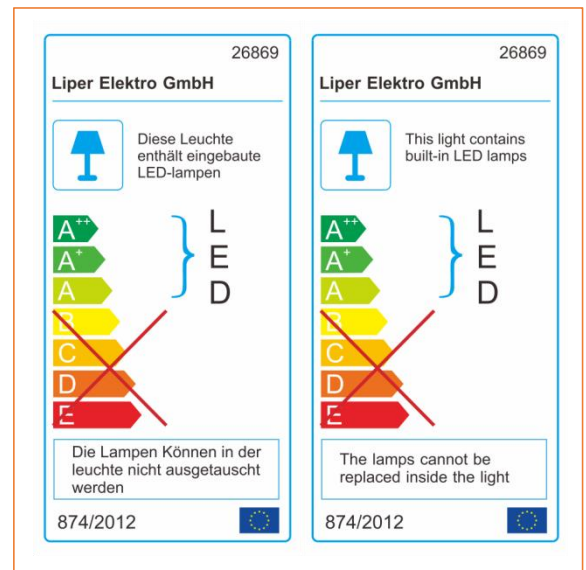
Benefits

- ✓ High Energy Saving
- ✓ High Efficiency
- ✓ Long Life Time
- ✓ Private Mold

Application



Certificate



Specifications

Item Number	Power (W)	Power Factor	Lumen (lm)	Efficiency (lm/W)	Input Current	CRI	Color Temperature	Life Time (hrs)
LPFL-20BT02	20W	>0.5	2000-2080	100 ± 10	160mA	>83	CW/NW/WW	50000
LPFL-30BT02	30W	>0.5	3000-3080	100 ± 10	240mA	>83	CW/NW/WW	50000
LPFL-50BT02	50W	>0.5	5000-5080	100 ± 10	400mA	>83	CW/NW/WW	50000
LPFL-100BT02	100W	>0.5	10000-10500	100 ± 10	800mA	>83	CW/NW/WW	50000
LPFL-200BT02	200W	>0.5	20000-20500	100 ± 10	1600mA	>83	CW/NW/WW	50000



Electrical Supply

Power Range	18-20W	27-33W	45-55W	90-110W	180-220W
Frequency (Hz)	50/60	50/60	50/60	50/60	50/60
Voltage (V)	100-240	100-240	100-240	100-240	100-240
AC/DC	AC	AC	AC	AC	AC
Input Current	160mA	240mA	400mA	800mA	1600mA
Output Voltage	144V	90V	150V	150V	144V

Technical specifications

On/Off Cycles	>100,000
Color Tolerance Adjustment (SDCM)	<6
IP	66
Class	I
LED Driver	DOB
Housing Color	Black
Pressure Resistant	1500V
Wire Diameter and Material	0.75 m ² Copper Wire

Lights Material

Housing Material	Die-Casting Aluminum
Optical Material	Nanometer

Temperature

Operating Temperature	-45 °C ~ 50 °C
Testing Temperature	-45 °C ~ 95 °C

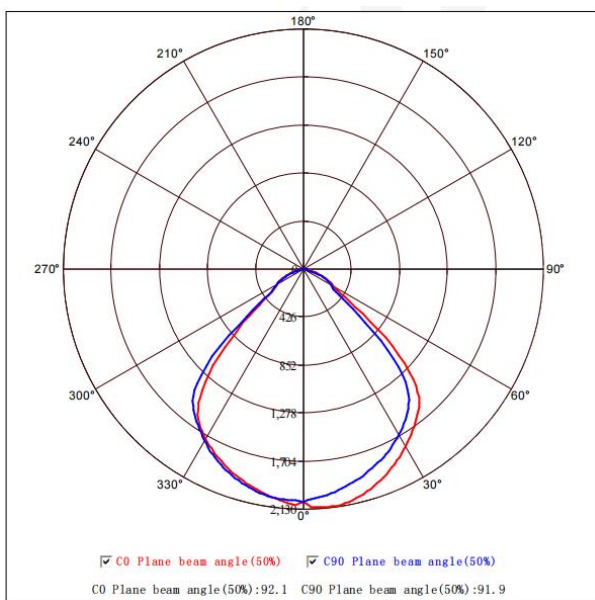
Packing data

Item No	PCS/CTN	Gross Weight KG	Net Weight KG	Length CM	Width CM	Height CM
LPFL-20BT02-SS	50	11.8	10.5	57.5	19	25.5
LPFL-30BT02-SS	30	10.5	9.3	38	18.5	33.5
LPFL-50BT02-SS	30	16	14.2	48	18.5	41.5
LPFL-100BT02-SS	10	9.6	8.5	42.5	20	29.5
LPFL-200BT02-SS	6	14.1	12.8	32	26	40

Dimensional Drawing

Item No	Power	Length (mm)	Width (mm)	Height (mm)
LPFL-20BT02-SS	20W	114	90	29
LPFL-30BT02-SS	30W	136	118	29
LPFL-50BT02-SS	50W	175	152	29
LPFL-100BT02-SS	100W	236	202	32
LPFL-200BT02-SS	200W	330	302	35

Planar Intensity Distribution Curve



Average Illumination

