




**Features**

- ✓ CCT Adjustable
- ✓ CRI>83
- ✓ IP65/IP44 can choose
- ✓ No Flicker UGR<19
- ✓ Die-Casting Aluminum

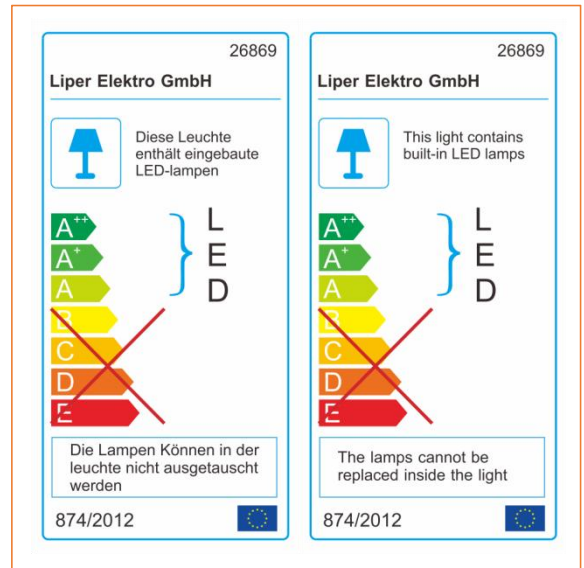
**Benefits**

- ✓ High Energy Saving
- ✓ High Efficiency
- ✓ Eye Protection
- ✓ Long Life Time
- ✓ Private Mold

**Application**



**Certificate**



**Two Colors Frame**



**specifications**

Item Number	Power (W)	Power Factor	Lumen (lm)	Efficiency (lm/W)	Input Current	CRI	Color Temperature	Life Time (hrs)
LPDL-07AS01-Y	7W	>0.5	595-635	85 ± 10	60mA	>83	CW/NW/WW/CCT	50000
LPDL-12AS01-Y	12W	>0.5	1020-1060	85 ± 10	100mA	>83	CW/NW/WW/CCT	50000
LPDL-20AS01-Y	20W	>0.5	1700-1740	85 ± 10	170mA	>83	CW/NW/WW/CCT	50000
LPDL-30AS01-Y	30W	>0.5	2550-2590	85 ± 10	230mA	>83	CW/NW/WW/CCT	50000



## Technical specifications

On/Off Cycles	>100,000
Color Tolerance Adjustment (SDCM)	<6
IP	44/65
Class	II
LED Driver	DOB
LED Beads	2835 6V/150MA
Housing Color	White
Pressure Resistant	3000V
Wire Diameter and Material	0.75 mm <sup>2</sup> Copper Wire

## Electrical Supply

Power Range	6.3-7.7W	10.8-13.2W	18-22W	27-33W
Frequency (Hz)	50/60	50/60	50/60	50/60
Voltage (V)	100-240	100-240	100-240	100-240
AC/DC	AC	AC	AC	AC
Input Current	60mA	100mA	170mA	230mA
Output Voltage	DC60V	DC108V	DC90V	DC90V
Output Current	100mA	100mA	200mA	300mA

## Lights Material

Housing Material	Die-casting Aluminum
Optical Material	Plastic

## Temperature

Operating Temperature	-15°C ~ 50 °C
Testing Temperature	-20°C ~ 95 °C

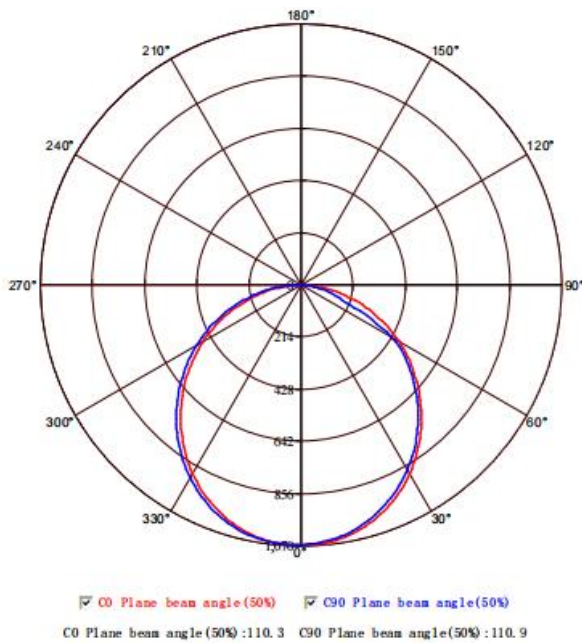
**Packing Data**

Item No	PCS/CTN	Gross Weight KG	Net Weight KG	Length CM	Width CM	Height CM
LPDL-07AS01-Y	50	4.9	4	52	21	22
LPDL-12AS01-Y	50	6	5	60	21	25.5
LPDL-20AS01-Y	20	5.2	4.3	36.5	24.5	37
LPDL-30AS01-Y	10	4.1	3.4	47	23	25

**Dimensional Drawing**

Item No	Power	Diameter (mm)	Height (mm)	Cut out (mm)
LPDL-07AS01-Y	7W	95	26	75-85
LPDL-12AS01-Y	12W	112	28	90-100
LPDL-20AS01-Y	20W	172	28	145-150
LPDL-30AS01-Y	30W	225	28	180-200

**Planar Intensity Distribution Curve**



**Average Illumination**

